



Transmission Fluid Level Check (44.24.06)



WARNING: Observe due care when draining transmission fluid as the fluid can be very hot.



WARNING: Observe due care when working near a hot exhaust system.



CAUTION: The gearbox fluid level must only be checked when the temperature of the fluid is between 30 degrees and 50 degrees. The fluid level obtained will be incorrect if the reading is outside this temperature range.

1 . The following steps must be observed before starting the transmission fluid level check and top-up.

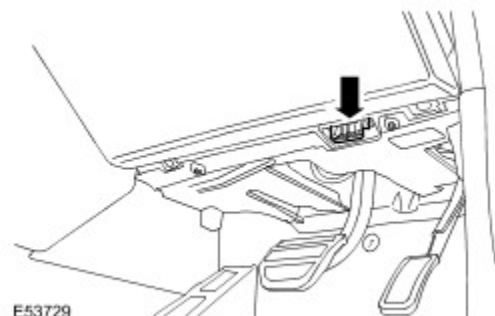
- The vehicle must be on a horizontal ramp.
- The parking brake must be applied.
- The wheels must be chocked.

2 .



CAUTION: Make sure the transmission fluid temperature is below 30 degrees before starting the fluid level check.

Connect T4 to the on-board diagnostic connector to monitor the transmission fluid temperature.



3 . Start the engine. Move the selector lever from 'P' through all gear positions, pausing in each gear position for 2-3 seconds and return to the 'P' position.

4 .

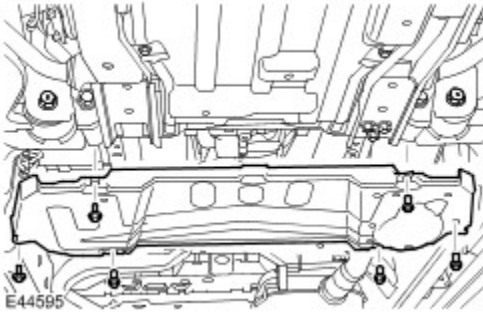


WARNING: Do not work on or under a vehicle supported only by a jack. Always support the vehicle on safety stands.

Raise and support the vehicle.

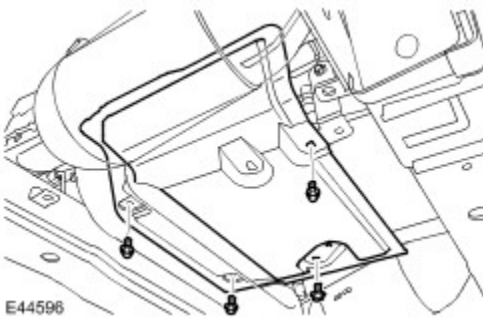
5 . Remove the transmission undershield.

- Remove the 6 bolts.



6 . If installed, remove the transmission heat shield.

- Remove the 4 bolts.



7 . Place a container under the transmission.

8 .



WARNING: Observe due care when draining transmission fluid as the fluid can be very hot.



WARNING: Observe due care when working near a hot exhaust system.



CAUTION: The gearbox fluid level must only be checked when the temperature of the fluid is between 30 degrees and 50 degrees. The fluid level obtained will be incorrect if the reading is outside this temperature range.

Remove the transmission fluid filler/level plug.

- Clean the area around the filler/level plug.
- Remove and discard the sealing washer.



- 9 . If no fluid loss is apparent when the filler/level plug is removed, with the engine at idle, continue to fill the transmission until a small thread of oil runs from oil filler/level hole.
- 10 . Install the transmission fluid filler/level plug and tighten to 35 Nm (26 lb.ft).
- Install a new sealing washer.
 - Remove the container.
- 11 . If installed, install the transmission heat shield.
- Tighten the bolts to 10 Nm (7 lb.ft).
- 12 . Install the transmission undershield.
- Tighten the bolts to 10 Nm (7 lb.ft).
- 13 . Disconnect T4 from the vehicle.